

Youth Villages

www.youthvillages.org

Since 1994, Youth Villages has served more than 17,000 high-risk youth and their families with its intensive in-home program, and 83 percent of those youth have remained at home successfully two years after discharge.

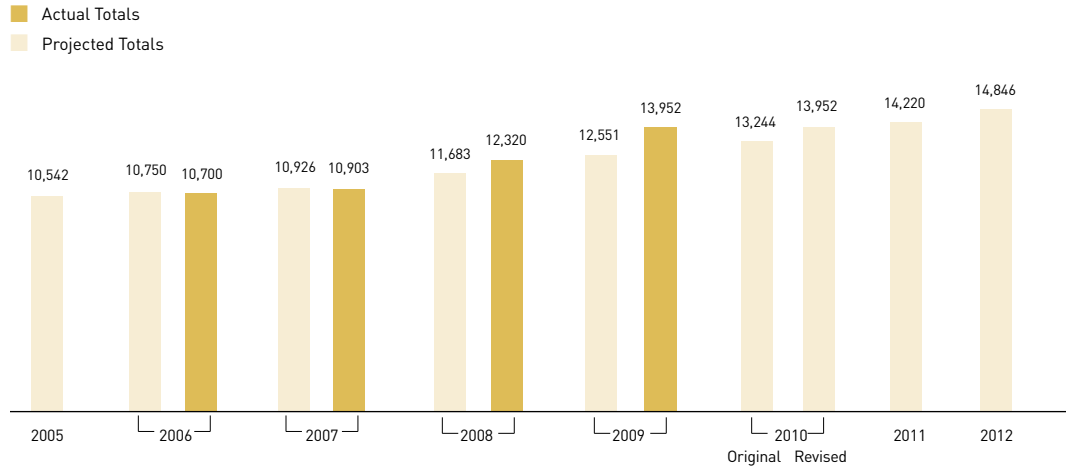
Youth Villages serves emotionally and behaviorally troubled youth, the majority ages 6–22, with in-home and residential interventions that help youth improve academic achievement, make a successful transition to employment, and avoid criminal activity. Most of the youth served have cycled in and out of foster care and/or are involved in the juvenile justice system.

Youth Villages utilizes research-based programs, including intensive in-home services to youth and families that are designed to teach young people how to function successfully in school, at home, and with peers. These programs are far less costly and much more effective than traditional services to youth in the child welfare, mental health, and juvenile justice systems. (Multi-Systemic Therapy is one of the models Youth Villages utilizes at several sites, including Alabama, North Carolina, Texas and Washington, DC.) Since 1994, Youth Villages has served more than 17,000 high-risk youth and their families with its intensive in-home program, and 83 percent of those youth have remained at home successfully two years after -discharge. A remarkable 82 percent have had no trouble with the law, and 83 percent are either still in school, have graduated, or are getting their GED 24 months after discharge. Just 13 percent have been placed at any point in highly -restrictive residential treatment centers, -psychiatric hospitals, or juvenile facilities. Compared with traditional child-welfare services, Youth Villages' in-home program offers a 38 percent lower average monthly cost, a 71 percent shorter average length of stay, and a long-term success rate twice the national average (80 vs. 40 percent).

Geographic Reach

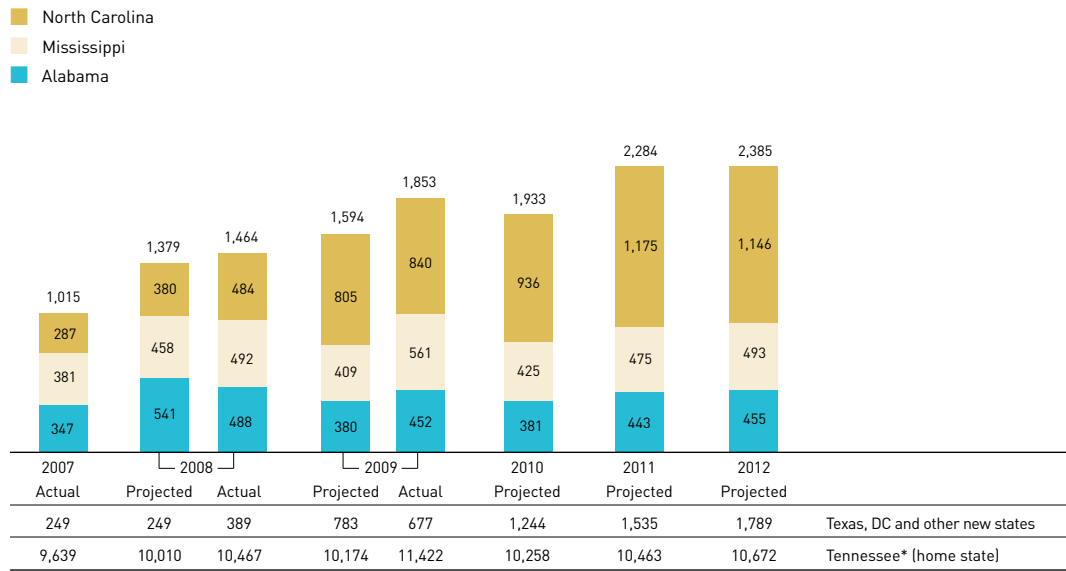
Headquartered in Memphis, Youth Villages serves youth in ten states (Alabama, Arkansas, Florida, Georgia, Massachusetts, Mississippi, North Carolina, Tennessee, Texas and Virginia) and Washington, DC.

Youth Villages: Youth Served



Note: Total includes all youth served by Youth Villages, including through its (short-term engagement) specialized crisis program.

Youth Villages: Scaling — Youth Served by State

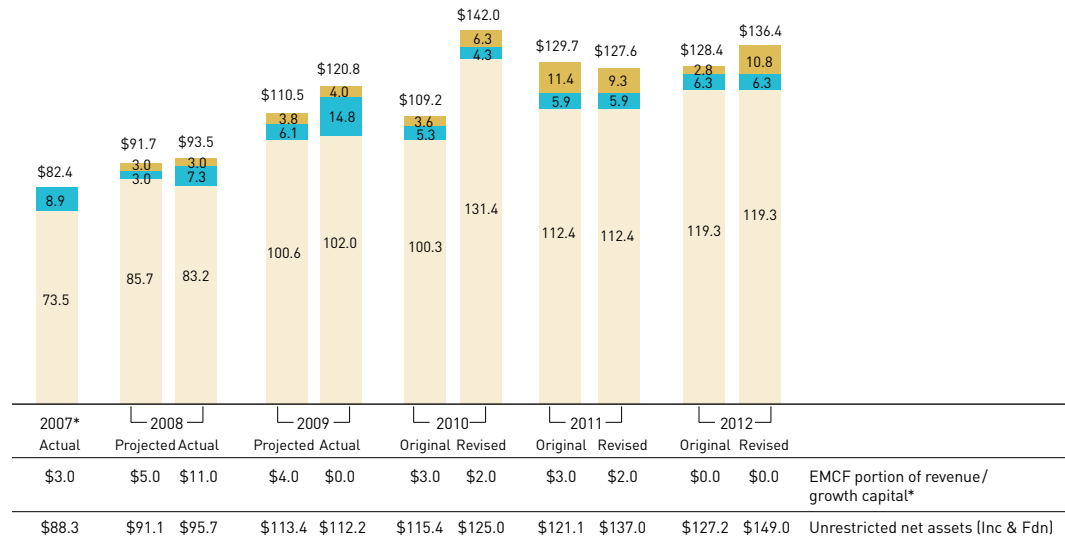


*Tennessee, Youth Villages' home state, represents the scale Youth Villages has the potential to reach in other states.

Youth Villages: Revenue (in millions)

As an organization implements its growth plan, growth capital provides the funds necessary for the organization to scale up its operations. By the end of the growth plan, the organization is expected to secure its revenues from reliable, renewable sources, and, if it were to stop growing, become sustainable at its new, larger scale.

- Growth Capital
- Foundations
- Public Sector Grants/Contracts



*2007 amount was toward overall revenue. Amounts from 2008 and beyond are allocated for growth capital use.

Performance

Youth Villages: Successful Discharges

This chart shows youth successfully leaving Youth Villages' programs after a minimum engagement of 60 days.

