

## Citizen Schools

[www.citizenschools.org](http://www.citizenschools.org)

Results from a longitudinal comparison study found that regular participants in Citizen Schools outperformed peers on six of seven academic measures, including school attendance, number of suspensions, and academic achievement.

Citizen Schools partners with middle schools across the country to expand the learning day and lift the educational trajectories of low-income middle school students (ages 9–14). Citizen Schools helps students improve their academic performance and prepare for high school and college, in part by engaging adult “citizen teacher” volunteers in hands-on learning projects that develop skills like oral and written communication and critical thinking, and expose young people to technology, science and math. Trained educators also provide additional academic support such as homework help, study skills instruction, college campus visits, and civic activities. The organization has become nationally recognized for its work in expanded learning time, volunteer service and civic engagement.

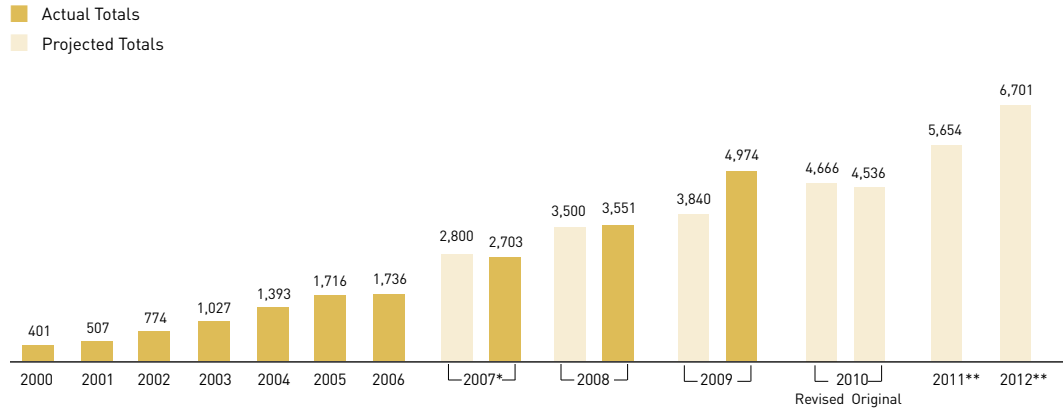
Results from a longitudinal comparison group study conducted by Policy Studies Associates beginning in 2001 found that regular participants outperformed peers on six of seven academic measures, including school attendance, number of suspensions, and academic achievement. Citizen Schools participants go on to “college-track” high schools at more than twice the rate of the matched comparison group. Even though Citizen Schools students entering the program tend to be more at risk and academically challenged than the average Boston Public Schools (BPS) student, the evaluation found that 76 percent of Citizen Schools participants graduated from high school in 2007, significantly higher than the 50 percent BPS graduation rate, when students attending the district’s selective exam schools are excluded.

*Note: The projections for 2010, 2011 and 2012 listed below are based on Citizen Schools’ original growth plan, which was developed before the economic downturn. The organization is currently developing revised projections based on scenario planning work to account for the economic climate, as well as potential funding opportunities from emerging federal policy initiatives.*

### Geographic Reach

Headquartered in Boston, Massachusetts, Citizen Schools operates campuses in seven states: California, Massachusetts, New Jersey, New Mexico, New York, North Carolina and Texas.

### Citizen Schools: Youth Served

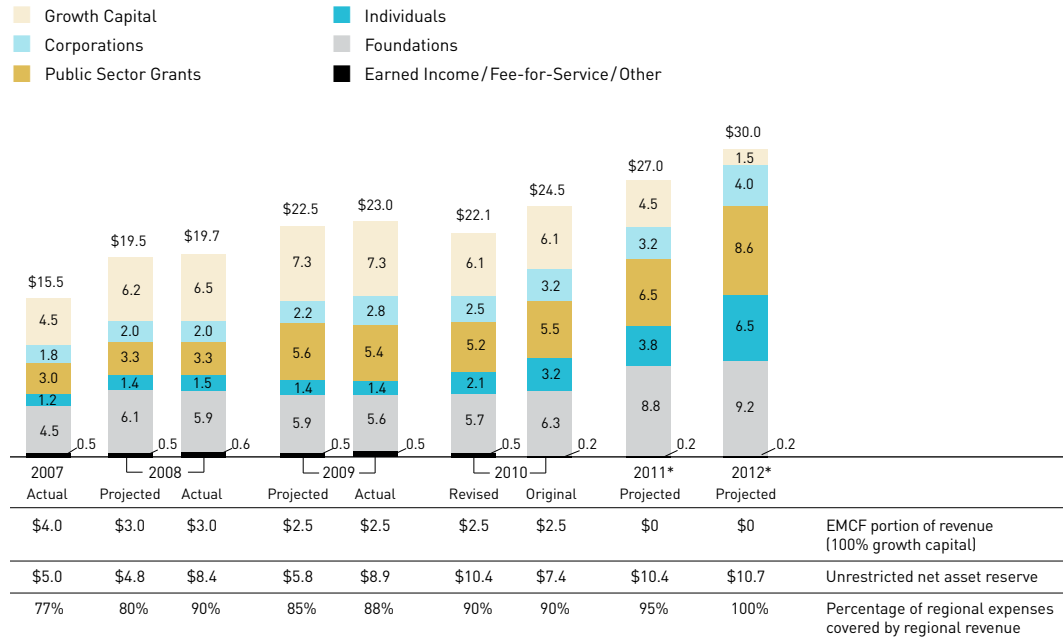


\*In 2007, Citizen Schools revised its methodology for calculating the number of youth served. Numbers reported here may differ from previous reports.

\*\*These are the original projections from Citizen Schools' growth plan, which was developed prior to the economic downturn. Revised projections for 2011 and 2012 are being finalized and will be reported when available.

### Citizen Schools: Annual Operating Revenue (in millions)

As an organization implements its growth plan, growth capital provides the revenue necessary for the organization to scale up its operations. By the end of the growth plan, the organization is expected to secure its revenues from reliable, renewable sources, and, if it were to stop growing, become sustainable at its new, larger scale.



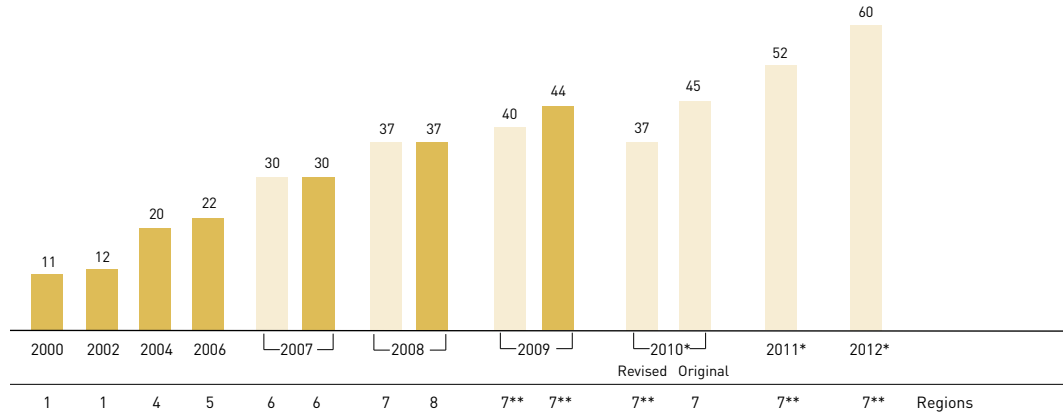
\*These are the original projections from Citizen Schools' growth plan, which was developed prior to the economic downturn. Revised projections are being finalized and will be reported when available.

Note: Overall expenditures include amounts allocated to Citizen Schools' reserve funds.

### Citizen Schools: Campuses and Regions

Citizen Schools defines a campus as a school site where the organization’s programs are conducted. A mature region comprises 8–10 campuses within a certain geographic area.

■ Actual Totals (Campuses)  
 ■ Projected Totals (Campuses)



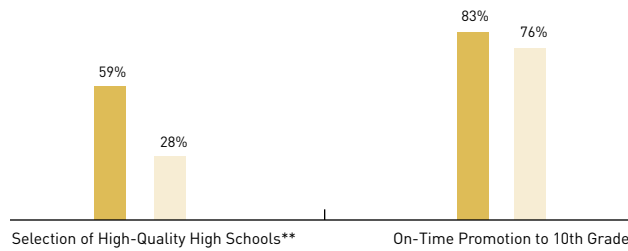
\*These are the original projections from Citizen Schools’ growth plan, which was developed prior to the economic downturn. Revised projections are being finalized and will be reported when available.

\*\*In 2009, Citizen Schools changed how it defined regions and included Boston campuses in the Massachusetts region.

### Outcomes

#### Citizen Schools: Evaluated Comparison Group Outcomes

■ Citizen Schools Participants  
 ■ Matched Non-Participants\*



\*Matched non-participants may have participated in other after-school programs not run by Citizen Schools.

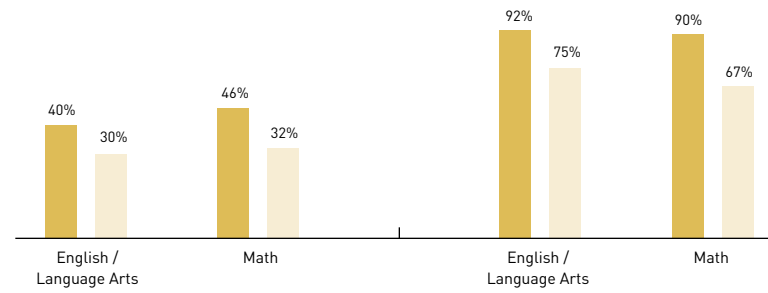
\*\*"High-Quality" refers to college-track high schools as defined by Citizen Schools.

Data from external evaluation by Policy Studies Associates, July 2009.

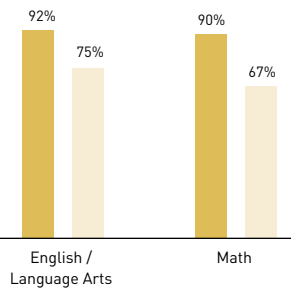
### Citizen Schools: Academic Achievement

- Citizen Schools Participants
- Boston Public Schools

Percentage of 10th Graders Achieving Proficiency on Massachusetts Standardized Test (MCAS)\*



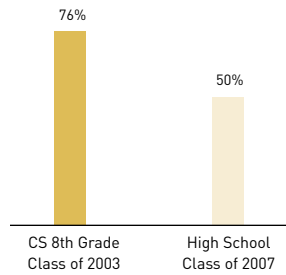
Percentage of 10th Graders Passing Massachusetts Standardized Test (MCAS)\*



\*Students at Boston's selective exam schools are excluded from both groups. Data from external evaluation by Policy Studies Associates, July 2009.

### Citizen Schools: High School Graduation Rate of 8th Grade Participants

- Citizen Schools Participants
- Boston Public Schools



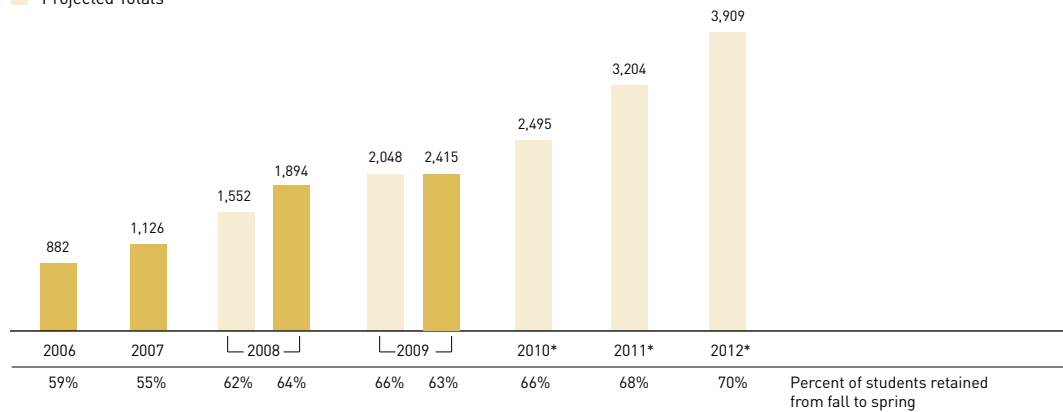
\*Citizen Schools' 8th Grade Class of 2003 graduated high school in 2007.

Note: Students at Boston's selective exam schools are excluded from both groups. Data from external evaluation by Policy Studies Associates, July 2009.

## Performance

### Citizen Schools: Full Year Program Retention

- Actual Totals
- Projected Totals



\*These are the original projections from Citizen Schools' growth plan, which was developed prior to the economic downturn. Revised projections are being finalized and will be reported when available.